




District Health Assessment for Multiple District 301 through March 2025

		Clubs							Membership							Member Strength		Cancellation		Reports			Finance	Leadership			
District Name	Status/ Number of Months in Status *	Active Clubs	Clubs in Status Quo	Total Clubs	% Status Quo Clubs in Financial Suspension	New Clubs	Cancelled Clubs	YTD Net Club Gain/Loss	Current Members In Active Clubs	Current Members In Status Quo Clubs	Current Total Members Count	YTD Add	YTD Drop	YTD NetGrowth (includes Active and Status Quo)	YTD NetGrowth% (includes Active and Status Quo)	Member Count 12 Months Ago	Average Member Count Per Club	% of Clubs with less than 20 members	Average Cancelled Club Age	Members Lost Due to Cancelled Clubs	% of Clubs Reporting Service	% No MMR in 3 Months	% No Officer Report in 12 months	% of Clubs with balance 90+ days	Number of Zone Chairs Recorded	Number of Region Chairs Recorded	District Officers Vacancies **
301A2	T(24)	95	0	95	0%	3	9	-6	3459	0	3459	537	477	60	1.77%	3,455	36	14%	25	212	88%	43%	3%	34%	30	13	
301A3		32	0	32	0%	0	1	-1	987	0	987	69	93	-24	-2.37%	1,005	31	25%	7	0	59%	72%	19%	38%	9	3	
301A4	T(19)	32	0	32	0%	0	0	0	1117	0	1117	85	79	6	0.54%	1,128	35	19%	0	0	41%	63%	3%	28%	16	8	
301 B1		46	0	46	0%	3	1	2	1400	0	1400	258	146	112	8.70%	1,254	30	30%	10	23	100%	48%	0%	35%	16	8	
301 B2		43	0	43	0%	3	2	1	1325	0	1325	274	172	102	8.34%	1,318	31	23%	8	30	56%	60%	5%	51%	13	6	
301 C		54	0	54	0%	6	2	4	2003	0	2003	585	171	414	26.05%	1,655	37	17%	4	36	96%	50%	0%	57%	11	4	
301D1		63	0	63	0%	6	2	4	1680	0	1680	334	227	107	6.80%	1,711	27	33%	1	90	57%	48%	0%	49%	14	7	
301D2		83	0	83	0%	2	16	-14	1876	0	1876	254	911	-657	-25.94%	2,537	23	46%	7	300	23%	73%	20%	53%	15	5	
301 E		72	0	72	0%	22	3	19	2502	0	2502	918	397	521	26.30%	1,914	35	13%	42	29	51%	33%	1%	49%	18	1	
		520	0	520	0%	45	36	9	16349	0	16349	3314	2673	641	4.08%	15,977	31	25%	14	720	63%	53%	6%	45%	142	55	




District Health Assessment for Multiple District 308 through March 2025

District Name	Status/ Number of Months in Status *	Clubs							Membership							Member Strength		Cancellation		Reports			Finance		Leadership		
		Active Clubs	Clubs in Status Quo	Total Clubs	% Status Quo Clubs in Financial Suspension	New Clubs	Cancelled Clubs	YTD Net Club Gain/Loss	Current Members In Active Clubs	Current Members In Status Quo Clubs	Current Total Members Count	YTD Add	YTD Drop	YTD NetGrowth (includes Active and Status Quo)	YTD NetGrowth% (includes Active and Status Quo)	Member Count 12 Months Ago	Average Member Count Per Club	% of Clubs with less than 20 members	Average Cancelled Club Age	Members Lost Due to Cancelled Clubs	% of Clubs Reporting Service	% No MMR in 3 Months	% No Officer Report in 12 months	% of Clubs with balance 90+ days	Number of Zone Chairs Recorded	Number of Region Chairs Recorded	District Officers Vacancies **
308 A2		97	0	97	0%	2	1	1	2814	0	2814	352	106	246	9.58%	2,686	29	26%	33	6	81%	35%	0%	8%	20	8	
308 B1		70	0	70	0%	1	3	-2	2055	0	2055	276	151	125	6.48%	2,058	29	27%	4	33	87%	37%	0%	6%	15	6	
308 B2		132	0	132	0%	2	5	-3	3929	0	3929	451	306	145	3.83%	4,101	30	39%	4	79	83%	55%	1%	36%	26	9	
308 B3		67	0	67	0%	4	0	4	2400	0	2400	401	106	295	14.01%	2,172	36	13%	0	0	96%	16%	1%	3%	16	7	
		366	0	366	0%	9	9	0	11198	0	11198	1480	669	811	7.81%	11,017	31	28%	7	118	86%	39%	1%	17%	77	30	




District Health Assessment for Multiple District 310 through March 2025

		Clubs							Membership							Member Strength		Cancellation		Reports			Finance	Leadership			
District Name	Status/ Number of Months in Status *	Active Clubs	Clubs in Status Quo	Total Clubs	% Status Quo Clubs in Financial Suspension	New Clubs	Cancelled Clubs	YTD Net Club Gain/Loss	Current Members In Active Clubs	Current Members In Status Quo Clubs	Current Total Members Count	YTD Add	YTD Drop	YTD NetGrowth (includes Active and Status Quo)	YTD NetGrowth% (includes Active and Status Quo)	Member Count 12 Months Ago	Average Member Count Per Club	% of Clubs with less than 20 members	Average Cancelled Club Age	Members Lost Due to Cancelled Clubs	% of Clubs Reporting Service	% No MMR in 3 Months	% No Officer Report in 12 months	% of Clubs with balance 90+ days	Number of Zone Chairs Recorded	Number of Region Chairs Recorded	District Officers Vacancies **
310 A1	T(24)	47	0	47	0%	1	0	1	756	0	756	107	119	-12	-1.56%	779	16	64%	0	0	47%	55%	9%	13%	10	4	
310 A2	T(23)	41	0	41	0%	1	3	-2	1161	0	1161	169	127	42	3.75%	1,134	28	39%	4	18	66%	73%	0%	5%	0	0	GLT
310 B		40	0	40	0%	1	0	1	1268	0	1268	151	65	86	7.28%	1,239	32	20%	0	0	53%	45%	5%	8%	9	3	
310 C	T(24)	42	0	42	0%	0	1	-1	1138	0	1138	101	100	1	0.09%	1,170	27	40%	9	12	74%	67%	0%	5%	9	0	GMT,GST
310 D		71	0	71	0%	2	1	1	1471	0	1471	187	119	68	4.85%	1,368	21	46%	3	0	10%	73%	1%	3%	16	8	
310 E		65	0	65	0%	2	0	2	1262	0	1262	169	129	40	3.27%	1,314	19	57%	0	0	23%	72%	0%	9%	14	7	
		306	0	306	0%	7	5	2	7056	0	7056	884	659	225	3.29%	7,004	23	46%	5	30	40%	66%	2%	7%	58	22	




District Health Assessment for District 204 through March 2025

		Clubs							Membership							Member Strength		Cancellation		Reports			Finance	Leadership			
District Name	Status/ Number of Months in Status *	Active Clubs	Clubs in Status Quo	Total Clubs	% Status Quo in Financial Suspension	New Clubs	Cancelled Clubs	YTD Net Club Gain/ Loss	Current Members In Active Clubs	Current Members In Status Quo Clubs	Current Total Members Count	YTD Add	YTD Drop	YTD NetGrowth (includes Active and Status Quo)	YTD NetGrowth% (includes Active and Status Quo)	Member Count 12 Months Ago	Average Member Count Per Club	% of Clubs with less than 20 members	Average Cancelled Club Age	Members Lost Due to Cancelled Clubs	% of Clubs Reporting Service	% No MMR in 3 Months	% No Officer Report in 12 months	% of Clubs with balance 90+ days	Number of Zone Chairs Recorded	Number of Region Chairs Recorded	District Officers Vacancies **
204	P	39	0	39	0%	7	0	7	1296	0	1296	327	144	183	16.44%	1,117	33	21%	0	0	85%	33%	0%	28%	9	3	
		39	0	39	0%	7	0	7	1296	0	1296	327	144	183	16.44%	1,117	33	21%	0	0	85%	33%	0%	28%	9	3	



District Health Assessment for District 309 through March 2025

		Clubs							Membership							Member Strength		Cancellation		Reports			Finance	Leadership			
District Name	Status/ Number of Months in Status *	Active Clubs	Clubs in Status Quo	Total Clubs	% Status Quo Clubs in Financial Suspension	New Clubs	Cancelled Clubs	YTD Net Club Gain/Loss	Current Members In Active Clubs	Current Members In Status Quo Clubs	Current Total Members Count	YTD Add	YTD Drop	YTD NetGrowth (includes Active and Status Quo)	YTD NetGrowth% (includes Active and Status Quo)	Member Count 12 Months Ago	Average Member Count Per Club	% of Clubs with less than 20 members	Average Cancelled Club Age	Members Lost Due to Cancelled Clubs	% of Clubs Reporting Service	% No MMR in 3 Months	% No Officer Report in 12 months	% of Clubs with balance 90+ days	Number of Zone Chairs Recorded	Number of Region Chairs Recorded	District Officers Vacancies **
309		107	0	107	0%	2	3	-1	3425	0	3425	506	304	202	6.27%	3,471	32	41%	3	32	49%	52%	6%	17%	27	9	
		107	0	107	0%	2	3	-1	3425	0	3425	506	304	202	6.27%	3,471	32	41%	3	32	49%	52%	6%	17%	27	9	



District Health Assessment for Ident 5843 - CAMBODIA,KINGDOM OF - UND through March 2025

Status/ District Name of Months in Status *		Clubs							Membership							Member Strength		Cancellation		Reports			Finance		Leadership		
		Active Clubs	Clubs in Status Quo	Total Clubs	% Status Quo in Financial Suspension	New Clubs	Cancelled Clubs	YTD Net Club Gain/ Loss	Current Members In Active Clubs	Current Members In Status Quo Clubs	Current Total Members Count	YTD Add	YTD Drop	YTD NetGrowth (includes Active and Status Quo)	YTD NetGrowth% (includes Active and Status Quo)	Member Count 12 Months Ago	Average Member Count Per Club	% of Clubs with less than 20 members	Average Cancelled Club Age	Members Lost Due to Cancelled Clubs	% of Clubs Reporting Service	% No MMR in 3 Months	% No Officer Report in 12 months	% of Clubs with balance 90+ days	Number of Zone Chairs Recorded	Number of Region Chairs Recorded	District Officers Vacancies **
Ident 5843 - CAMBODIA,KING DOM OF		3	0	3	0%	0	0	70	0	70	17	15	2	2.94%	61	23	33%	0	0	33%	67%	0%	33%	0	0		
		3	0	3	0%	0	0	70	0	70	17	15	2	2.94%	61	23	33%	0	0	33%	67%	0%	33%	0	0		



District Health Assessment for Ident 5845 - REP OF THE UNION OF MYANMAR - UND through March 2025

Status/ District Name of Months in Status *		Clubs							Membership							Member Strength		Cancellation		Reports			Finance	Leadership			
		Active Clubs	Clubs in Status Quo	Total Clubs	% Status Quo in Financial Suspension	New Clubs	Cancelled Clubs	YTD Net Club Gain/ Loss	Current Members In Active Clubs	Current Members In Status Quo Clubs	Current Total Members Count	YTD Add	YTD Drop	YTD NetGrowth (includes Active and Status Quo)	YTD NetGrowth% (includes Active and Status Quo)	Member Count 12 Months Ago	Average Member Count Per Club	% of Clubs with less than 20 members	Average Cancelled Club Age	Members Lost Due to Cancelled Clubs	% of Clubs Reporting Service	% No MMR in 3 Months	% No Officer Report in 12 months	% of Clubs with balance 90+ days	Number of Zone Chairs Recorded	Number of Region Chairs Recorded	District Officers Vacancies **
Ident 5845 - REP OF THE UNION OF MYANMAR		1	0	1	0%	0	1	-1	20	0	20	0	20	-20	-50.00%	40	20	0%	6	20	0%	100%	0%	100%	0	0	
		1	0	1	0%	0	1	-1	20	0	20	0	20	-20	-50.00%	40	20	0%	6	20	0%	100%	0%	100%	0	0	

\* - District Status: P - Provisional, T - Transitional.  
\*\* - District Officers Vacancies: DG - District Governor, 1st VDG - First Vice District Governor, 2nd VDG - Second Vice District Governor.